



Meridian
Health Services

Annual Report 2024

1255 N. Oakland Blvd.

Waterford, MI 48327

248.599.8999

f: 248.406.0107

meridian-hs.org

R E C O V E R Y S T A R T S H E R E



Board of Directors

Richard W. Paige
CEO

Bernard P. Paige
President

Steve Sesti
Board Member

James Cubbin
Board Member

Kerry Kammer
Board Member

Dear Valued Members of the Community,

As we reflect on another year at Meridian Health Services, I am honored to share our progress and vision for the future. Our integrated treatment model—including residential and outpatient services, detox and withdrawal management, and Medication-Assisted Treatment (MAT)—combines evidence-based care with holistic therapies to support healing on every level. Our commitment to accessible, high-quality treatment remains steadfast.

Fiscal year 2024 was focused on mitigating the impact of inflation on financial performance. Since 2020, we have experienced a greater than 27% increase in our costs, including labor, food, utilities, health care benefits and general liability insurance premiums. Unfortunately, our reimbursement rates have not increased at the same pace as our costs. Our efforts throughout the year focused on lowering operating costs, increasing bed utilization and obtaining higher rates from referral sources. Through these efforts, we successfully improved our operating performance from the beginning of the fiscal year to the end.


While we focused on improving financial performance, we also invested in strengthening our programs, expanding services, and making improvements to better serve our community, including:

- **Facility Enhancements:** We invested significantly in capital improvements to both our men's and women's inpatient facilities, including roof repairs, parking lot renovations, and updated client spaces to create a more comfortable and supportive environment for healing.
- **Strengthening Our Outpatient & MAT Programs:** Our MAT program at Summit Place continues to grow, offering methadone, naltrexone, and buprenorphine alongside holistic therapies such as acupuncture, yoga, and mindfulness practices.
- **Bolstering Family Support Programs:** Recognizing the critical role families play in the recovery process, we expanded our family to offer more education, resources, and structured support.
- **Investing in Our Staff:** To better address co-occurring mental health and substance use disorders, we added more behavioral health professionals to our team, strengthening our ability to provide comprehensive, individualized care.

Looking ahead, we are focused on expanding our recovery programs, continuing to strengthen our behavioral health services, and creating even more opportunities for long-term success. We are excited to continue building partnerships, implementing innovative treatment approaches, and ensuring that our facilities remain at the forefront of addiction recovery.

At Meridian Health Services, our mission remains clear—to instill hope, restore health, and transform lives. We are grateful for the trust and support of our community and look forward to another year of growth, healing, and meaningful change.

Sincerely,



Rick Paige

CEO, Meridian Health Services



Meridian
Health Services

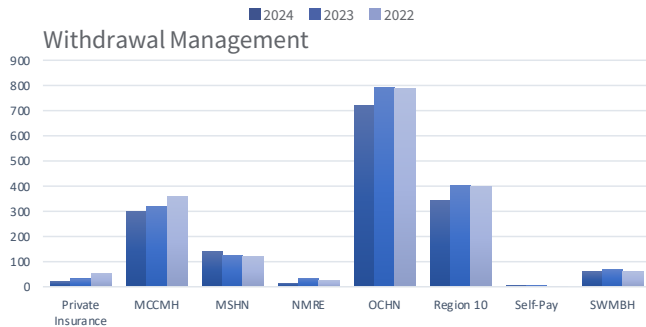




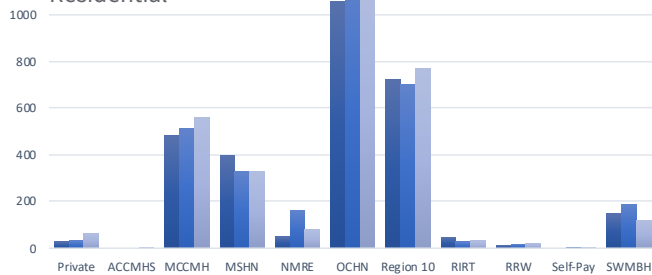
*Together this
is the road to
recovery.*

Admissions

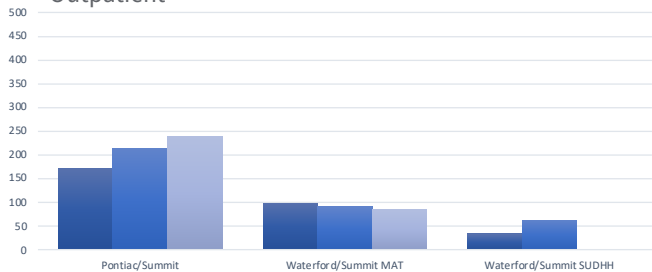
Withdrawal Management



Residential

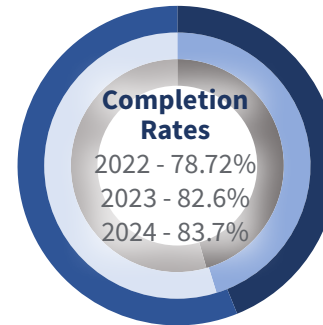


Outpatient

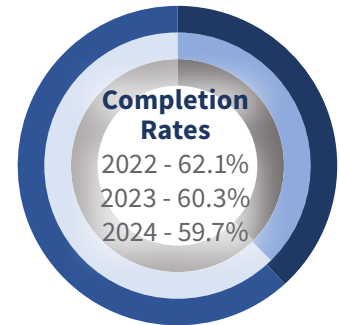


Discharges

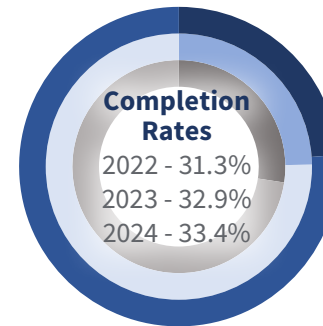
Withdrawal Management



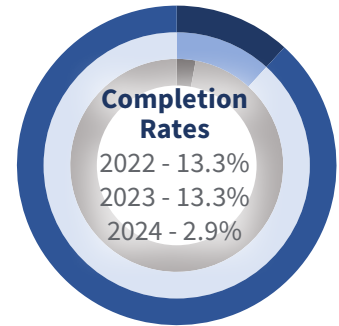
Residential - MHS



Outpatient



Waterford MAT



Client Satisfaction

Withdrawal Management

Privacy & Dignity Were Respected • **94.8%**
 Confident in Knowledge & Abilities of Staff • **94.3%**
 Satisfied with Therapeutic Support from Counselor/PRC • **80.0%**
 Staff Explained My Role and Responsibilities in Treatment • **89.5%**
 Would Return for Treatment if Needed • **91.4%**

Waterford MAT

Privacy & Dignity are Respected • **83.3%**
 Participated in Development of Treatment Plan • **83.3%**
 I am confident in the Knowledge and Abilities of the Staff • **82.1%**
 I Would Recommend the Program to Others • **83.3%**

Residential

Privacy & Dignity are Respected • **94.0%**
 Provided the Tools Needed for Recovery • **95.0%**
 Would Return for Treatment if Needed • **88.2%**
 Counselor was Helpful and Professional • **93.3%**
 Program was Helpful • **95.6%**

Outpatient

Privacy & Dignity Are Respected • **100%**
 Participated in Development of Treatment Plan • **91.7%**
 I Am Confident in the Knowledge & Abilities of the Staff • **100%**
 It was Worthwhile to have Attended Outpatient Treatment • **100%**



*Diversity
Unites Us.*

Withdrawal Management - Client Diversity (Oct. 2023 - Sept. 2024)								
Age	#	%	Race		%	Gender Identity	#	%
18-21	11	0.7%	African American	258	16.0%	Man/Cisgender Man	1093	67.8%
22-25	52	3.2%	Arab American	2	0.1%	Woman/Cisgender Woman	517	32.1%
26-30	173	10.7%	Asian Pacific Islander	5	0.3%	Transgender Woman	1	0.1%
31-35	278	17.3%	Hispanic	27	1.7%			
36-40	335	20.8%	Multi-Racial	30	1.9%			
41-45	199	12.4%	Native American	5	0.3%			
46-50	148	9.2%	Other	4	0.2%			
51+	415	25.8%	Unknown	31	1.9%			
			White	1249	77.5%			
Totals	1611	100.0%	Totals	1611	100.0%	Totals	1611	100.0%
Residential - Client Diversity (Oct. 2023 - Sept. 2024)								
Age	#	%	Race		%	Gender Identity	#	%
18-21	33	1.1%	African American	642	21.8%	Man/Cisgender Man	1998	67.7%
22-25	121	4.1%	Arab American	2	0.1%	Woman/Cisgender Woman	951	32.2%
26-30	336	11.4%	Asian Pacific Islander	6	0.2%	Transgender Woman	2	0.1%
31-35	479	16.2%	Hispanic	39	1.3%			
36-40	501	17.0%	Multi-Racial	39	1.3%			
41-45	403	13.7%	Native American	7	0.2%			
46-50	302	10.2%	Other	12	0.4%			
51+	776	26.3%	Unknown	35	1.2%			
			White	2169	73.5%			
Totals	2951	100.0%	Totals	2951	100.0%	Totals	2951	100.0%
MHS OPC - Client Diversity (Oct. 2023 - Sept. 2024)								
Age	#	%	Race		%	Gender Identity	#	%
18-21	4	1.7%	African American	69	29.0%	Man/Cisgender Man	165	69.3%
22-25	10	4.2%	Arab American	0	0.0%	Woman/Cisgender Woman	72	30.3%
26-30	34	14.3%	Asian Pacific Islander	0	0.0%	Transgender Woman	1	0.4%
31-35	39	16.4%	Hispanic	7	2.9%			
36-40	28	11.8%	Multi-Racial	5	2.1%			
41-45	44	18.5%	Native American	1	0.4%			
46-50	22	9.2%	Other	2	0.8%			
51+	57	23.9%	Unknown	25	10.5%			
			White	129	54.2%			
Totals	238	100.0%	Totals	238	100.0%	Totals	238	100.0%
Opioid Treatment Program (OTP) - Client Diversity (Oct. 2023 - Sept. 2024)								
Age	#	%	Race		%	Gender Identity	#	%
18-21	0	0.0%	African American	17	17.0%	Man/Cisgender Man	57	57.0%
22-25	1	1.0%	Arab American	0	0.0%	Woman/Cisgender Woman	43	43.0%
26-30	5	5.0%	Asian Pacific Islander	0	0.0%			
31-35	15	15.0%	Hispanic	3	3.0%			
36-40	33	33.0%	Multi-Racial	1	1.0%			
41-45	14	14.0%	Native American	1	1.0%			
46-50	7	7.0%	Other	1	1.0%			
51+	25	25.0%	Unknown	3	3.0%			
			White	74				
Totals	100	100.0%	Totals	100	100.0%	Totals	100	100.0%
SUD Health Home (SUDHH) - Client Diversity (Oct. 2023 - Sept. 2024)								
Age	#	%	Race		%	Gender Identity	#	%
18-21	1	3.0%	African American	3	9.1%	Man/Cisgender Man	10	30.3%
22-25	1	3.0%	Arab American	0	0.0%	Woman/Cisgender Woman	23	69.7%
26-30	2	6.1%	Asian Pacific Islander	0	0.0%			
31-35	6	18.2%	Hispanic	2	6.1%			
36-40	8	24.2%	Multi-Racial	0	0.0%			
41-45	7	21.2%	Native American	1	3.0%			
46-50	3	9.1%	Other	1	3.0%			
51+	5	15.2%	Unknown	3	9.1%			
			White	23	69.7%			
Totals	33	100.0%	Totals	33	100.0%	Totals	33	100.0%

Data reflects the number of clients admitted during FY 23-24.

Meridian Health Services

Treatment Programs by Location

Programs:

Admissions & Women's Residential Treatment

Waterford | 1435 N. Oakland Blvd. | 48327 | **248.599.8999**

Programs:

Medication-Assisted Treatment, General Outpatient, Substance Abuse Evaluations & Driver's License Evaluation

Waterford | 269 Summit Dr. | 48328 | **248.406.0103**

Programs:

Women's Detoxification, Men's Detoxification & Men's Residential Treatment

Waterford | 1255 N. Oakland Blvd. | 48327 | **248.599.8999**

Scan for Info



• Federal, State, MDHHS, and/or PIHP funding has been provided to support project costs and services.