



# Meridian

*Health Services*

## Annual Report 2023

### **Women's Facility**

1435 N. Oakland Blvd.

Waterford, MI 48327

**248.599.8999**

f: 248.406.0113

[meridian-hs.org](http://meridian-hs.org)

### **Men's Facility**

1255 N. Oakland Blvd.

Waterford, MI 48327

**248.599.8999**

f: 248.406.0107

[meridian-hs.org](http://meridian-hs.org)

---

**R E C O V E R Y S T A R T S H E R E**



**Board of Directors**

Richard W. Paige  
*CEO*

Bernard P. Paige  
*President*

Steve Sesti  
*Board Member*

James Cubbin  
*Board Member*

Kerry Kammer  
*Board Member*

Dear Valued Members of the Community,

As we embark on another year at Meridian Health Services, I am delighted to reflect on our journey and share exciting updates with you. Meridian Health Services continues to expand our comprehensive programming to meet the diverse needs of our community. Our services encompass detox and withdrawal management, residential treatment, outpatient care, medication-assisted treatment, driver's license evaluation, and substance use evaluations. This year brings several noteworthy developments:

- We are relocating our Flint offices to enhance accessibility and service delivery in that area.
- Expanding our Substance Use Disorder (SUD) services to the western side of the state marks a significant step in broadening our reach.
- We are undertaking substantial capital improvements, including renovating parking lots and installing a new roof at the women's facility, to improve the overall client experience.


Our residential treatment program remains a cornerstone of our holistic approach, providing 24/7 care and a therapeutic model that integrates medical, psychological, social, and familial support. Clients engage in individual counseling, group sessions, workshops, twelve-step programming, art therapy, yoga, and outdoor activities, fostering a comprehensive path to recovery.

Furthermore, we have consolidated our Medication-Assisted Treatment (MAT) services into a state-of-the-art facility at Summit Place, enabling us to offer a broader range of services, including Methadone, Naltrexone, Buprenorphine, and complementary therapies like yoga and acupuncture.

As part of our ongoing commitment to innovation, we are launching a family program within our outpatient and residential services to strengthen family support throughout the recovery process. Moreover, we are expanding our team of behavioral health professionals to better serve clients with co-occurring conditions.

Meridian Health Services remains dedicated to our mission of instilling hope and restoring health to individuals affected by substance use disorders. We sincerely appreciate your continued support and look forward to continuing to serve our community with excellence.

Sincerely,



**Rick Paige**

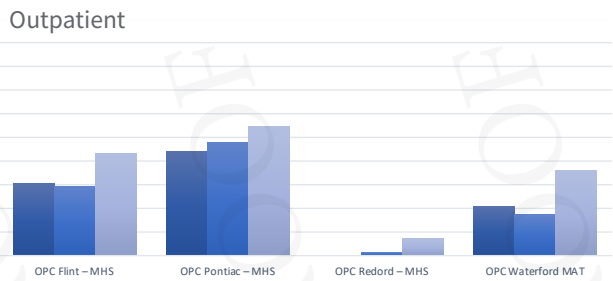
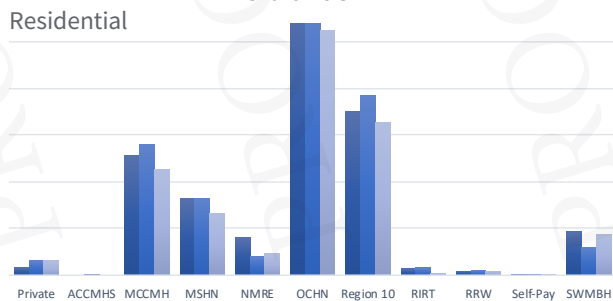
CEO, Meridian Health Services





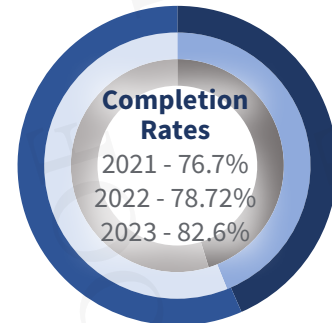
*Together this  
is the Road to  
Recovery.*

# Admissions

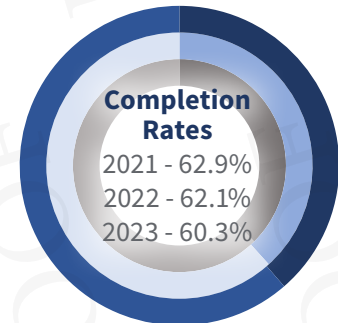


# Discharges

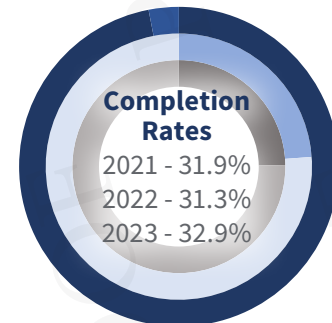
Withdrawal Management



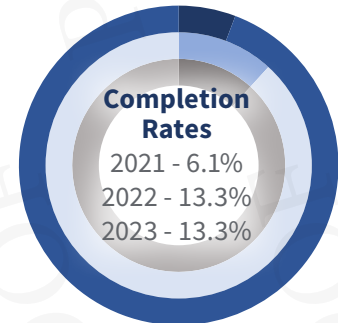
Residential - MHS



Outpatient



Waterford MAT



# Client Satisfaction

## Withdrawal Management

Privacy & Dignity Were Respected • **83%**  
 Confident in Knowledge & Abilities of Staff • **81.6%**  
 Worthwhile Attending Detox Program • **82.3%**  
 Better Off Now than when Admitted to Program • **82.2%**  
 Would Return for Treatment if Needed • **80.7%**

## Waterford MAT

Privacy & Dignity are Respected • **92.6%**  
 Participated in Development of Treatment Plan • **92.6%**  
 I Am Confident in the Knowledge & Abilities of the Staff • **94.4%**  
 I Would Recommend this Program to Others • **82.6%**

## Residential

Privacy & Dignity Are Respected • **85.4%**  
 Provided the Tools Needed for Recovery • **84.6%**  
 Would Return for Treatment if Needed • **81.8%**  
 Counselor was Helpful & Professional • **85.4%**  
 Program was Helpful • **86.9%**

## Outpatient

Privacy & Dignity Are Respected • **100%**  
 Participated in Development of Treatment Plan • **95%**  
 I Am Confident in the Knowledge & Abilities of the Staff • **100%**  
 I was Worthwhile to have Attended Outpatient Treatment • **95%**



*Diversity  
Unites Us.*

Withdrawal Management - Client Diversity (Oct. 2022 - Sept. 2023)								
Age	#	%	Race	%	Gender Identity	#	%	
18-21	10	0.6%	African American	224	12.5%	Man/Cisgender Man	845	47.1%
22-25	54	3.0%	Arab American	3	0.2%	Woman/Cisgender Woman	398	22.2%
26-30	216	12.0%	Asian Pacific Islander	5	0.3%	Nonbinary/Genderqueer	1	0.1%
31-35	325	18.1%	Hispanic	40	2.2%	Transgender Man	1	0.1%
36-40	384	21.4%	Multi-Racial	13	0.7%	Transgender Woman	3	0.2%
41-45	215	12.0%	Native American	7	0.4%	Unknown	545	30.4%
46-50	174	9.7%	Refused	0	0.0%	Choose not to disclose	1	0.1%
51+	416	23.2%	Unknown	41	2.3%			
			White	1461	81.4%			
<b>Totals</b>	<b>1794</b>	<b>100.0%</b>	<b>Totals</b>	<b>1794</b>	<b>100.0%</b>	<b>Totals</b>	<b>1794</b>	<b>100.0%</b>
Residential - Client Diversity (Oct. 2022 - Sept. 2023)								
Age	#	%	Race	%	Gender Identity	#	%	
18-21	26	0.8%	African American	607	19.2%	Man/Cisgender Man	1748	55.4%
22-25	132	4.2%	Arab American	5	0.2%	Woman/Cisgender Woman	881	27.9%
26-30	368	11.7%	Asian Pacific Islander	8	0.3%	Nonbinary/Gender Queer	2	0.1%
31-35	559	17.7%	Hispanic	61	1.9%	Transgender Man	5	0.2%
36-40	592	18.8%	Multi-Racial	31	1.0%	Transgender Woman	11	0.3%
41-45	356	11.3%	Native American	7	0.2%	Unknown	509	16.1%
46-50	328	10.4%	Refused	0	0.0%			
51+	786	24.9%	Unknown	110	3.5%			
Unknown	9	0.3%	White	2327	73.7%			
<b>Totals</b>	<b>3156</b>	<b>100.0%</b>	<b>Totals</b>	<b>3156</b>	<b>100.0%</b>	<b>Totals</b>	<b>3156</b>	<b>100.0%</b>
MHS OPC - Client Diversity (Oct. 2022 - Sept. 2023)								
Age	#	%	Race	%	Gender Identity	#	%	
18-21	6	1.7%	African American	123	34.3%	Man/Cisgender Man	262	73.0%
22-25	19	5.3%	Arab American	0	0.0%	Woman/Cisgender Woman	90	25.1%
26-30	49	13.6%	Asian Pacific Islander	2	0.6%	Nonbinary/Genderqueer	1	0.3%
31-35	65	18.1%	Hispanic	16	4.5%	Transgender	1	0.3%
36-40	55	15.3%	Multi-Racial	4	1.1%	Unknown	5	1.4%
41-45	49	13.6%	Native American	2	0.6%			
46-50	34	9.5%	Refused	0	0.0%			
51+	82	22.8%	Unknown	21	5.8%			
			White	191	53.2%			
<b>Totals</b>	<b>359</b>	<b>100.0%</b>	<b>Totals</b>	<b>359</b>	<b>100.0%</b>	<b>Totals</b>	<b>359</b>	<b>100.0%</b>
Opioid Treatment Program (OTP) - Client Diversity (Oct. 2022 - Sept. 2023)								
Age	#	%	Race	%	Gender Identity	#	%	
18-21	0	0.0%	African American	6	6.6%	Man/Cisgender Man	37	40.7%
22-25	2	2.2%	Arab American	0	0.0%	Woman/Cisgender Woman	24	26.4%
26-30	11	12.1%	Asian Pacific Islander	0	0.0%	Transgender Woman	0	0.0%
31-35	17	18.7%	Hispanic	5	5.5%	Transgender Man	1	1.1%
36-40	25	27.5%	Multi-Racial	1	1.1%	Unknown	29	31.9%
41-45	16	17.6%	Native American	0	0.0%			
46-50	8	8.8%	Refused	0	0.0%			
51+	12	13.2%	Unknown	20	22.0%			
			White	59	64.8%			
<b>Totals</b>	<b>91</b>	<b>100.0%</b>	<b>Totals</b>	<b>91</b>	<b>100.0%</b>	<b>Totals</b>	<b>91</b>	<b>100.0%</b>
SUD Health Home (SUDHH) - Client Diversity (Oct. 2022 - Sept. 2023)								
Age	#	%	Race	%	Gender Identity	#	%	
18-21	0	0.0%	African American	6	9.4%	Man/Cisgender Man	4	6.3%
22-25	0	0.0%	Arab American	0	0.0%	Woman/Cisgender Woman	14	21.9%
26-30	10	15.6%	Asian Pacific Islander	2	3.1%	Transgender	1	1.6%
31-35	12	18.8%	Hispanic	0	0.0%	Unknown	45	70.3%
36-40	11	17.2%	Multi-Racial	1	1.6%			
41-45	7	10.9%	Native American	0	0.0%			
46-50	6	9.4%	Refused	0	0.0%			
51+	18	28.1%	Unknown	6	9.4%			
			White	49	76.6%			
<b>Totals</b>	<b>64</b>	<b>100.0%</b>	<b>Totals</b>	<b>64</b>	<b>100.0%</b>	<b>Totals</b>	<b>64</b>	<b>100.0%</b>

Data reflects the number of clients admission during FY 22-23.



# Meridian Health Services

## Treatment Programs by Location

*Programs: Women's Detoxification,  
Women's Residential Treatment*

**Waterford** | 1435 N. Oakland Blvd. | 48327 | **248.599.8999**

*Programs: Medication-Assisted Treatment*

**Waterford** | 1435 N. Oakland Blvd. | 48327 | **248.406.0103**

*Programs: Medication-Assisted Treatment,  
General Outpatient & Driver's License Evaluation*

**Pontiac** | 91 N. Saginaw St. | 48343 | **248.406.0104**

*Programs: General Outpatient, Intensive Outpatient,  
Naloxone Training & Driver's License Evaluation*

**Flint Township** | 1289-D S. Linden Rd. | 48532 | **810.620.7501**

*Programs: Men's Detoxification,  
Men's Residential Treatment*

**Waterford** | 1255 N. Oakland Blvd. | 48327 | **248.599.8999**

Scan for Info



*• Federal, State, MDHHS, and/or PIHP funding has been provided to support project costs and services.*